System of cable trays designed for cable and wire supply to industrial machines. Designed for assembly to the floor. Cable trays KMZP..., KMZC..., KMPP..., KMPC... and all fittings complete with the covers

N Strong

New Cable Trays System
Height: H50, H100, H200 mm
Width: 50÷600 mm
Thickness: 1.5; 2.0 mm
Length: 2 m



Example of application - power supply to machines

90° Horizontal Bend KKMC	 Horizontal Tee TKM...	 Horizontal Cross-over CZKM...	Straight Reducer RSKM...
Vertical Bypass OPNKM...	90° Vertical Bend LPKM...	Vertical Elbow - Right KRPKM...	Vertical Tee - Lengthwise TRKM...

Note. Hot dip galvanizing (PN-EN ISO 1461:2011 (HDG) and diffusion galvanizing method (PN-EN ISO 17668:2016) for elements up to 200mm will be replaced with zink flake coating method PN-EN ISO 10683:2014-09

Cable Tray

KMZ...

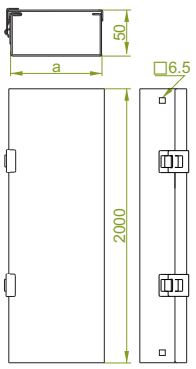

KMZP...H50

± 1.5 mm

CODE	Width a mm	kg 1 m	Catalogue No.	Qty/mb
KMZP50H50/2	50	3.00	812005	2/4
KMZP100H50/2	100	4.20	812010	2/4

KMZC...H50

± 2.0 mm

KMZC200H50/2	200	7.20	812120	2/4
KMZC300H50/2	300	12.20	812130	2/4
KMZC400H50/2	400	15.40	812140	2/4
KMZC500H50/2	500	18.80	812150	2/4
KMZC600H50/2	600	22.00	812160	2/4

Cable trays complete with the covers

Cable Tray

KMP...

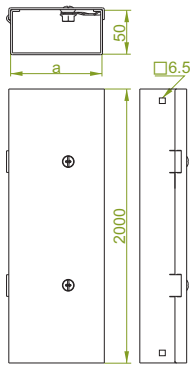

KMPP...H50

± 1.5 mm

CODE	Width a mm	kg 1 m	Catalogue No.	Qty/mb
KMPP50H50/2	50	3.00	810005	2/4
KMPP100H50/2	100	4.20	810010	2/4

KMPC...H50

± 2.0 mm

KMPC200H50/2	200	7.20	810120	2/4
KMPC300H50/2	300	12.20	810130	2/4
KMPC400H50/2	400	15.40	810140	2/4
KMPC500H50/2	500	18.80	810150	2/4
KMPC600H50/2	600	22.00	810160	2/4

Cable trays complete with the covers

KM...

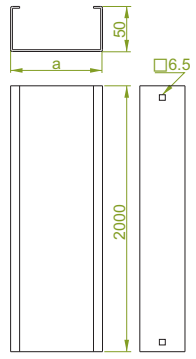

KMP...H50

± 1.5 mm

CODE	Width a mm	kg 1 m	Catalogue No.	Qty/mb
KMP50H50/2	50	2.10	810205	2/4
KMP100H50/2	100	2.71	810210	2/4
KMP200H50/2	200	3.95	810220	2/4
KMP300H50/2	300	5.19	810230	2/4
KMP400H50/2	400	6.42	810240	2/4
KMP500H50/2	500	7.66	810250	2/4
KMP600H50/2	600	8.90	810260	2/4

KMC...H50

± 2.0 mm

KMC50H50/2	50	2.80	810305	2/4
KMC100H50/2	100	3.62	810310	2/4
KMC200H50/2	200	5.27	810320	2/4
KMC300H50/2	300	6.92	810330	2/4
KMC400H50/2	400	8.56	810340	2/4
KMC500H50/2	500	10.21	810350	2/4
KMC600H50/2	600	11.86	810360	2/4

On request 3m long cable trays available

MATERIAL
Steel, strip-galv. acc. to the Sendzimir method to PN-EN 10346:2015-09
Available finishes:
F- steel, hot-dip galv. to PN-EN ISO 1461:2011
E- stainless steel (SS), grade 1.4301 (AISI304)

APPLICATIONS
Machine power supply cable routing

Fastening Clamp

SMKMC50

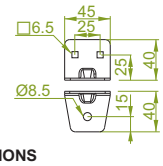

SMKMC50

± 2.0 mm

CODE	Width a mm	kg 1 pc.	Catalogue No.	Qty
SMKMC50	50	0.05	810001	10

Use Screw Sets SGKM6x14 to install

MATERIAL
Steel, strip-galv. acc. to the Sendzimir method to PN-EN 10346:2015-09
Available finishes:
F - steel galvanized using zinc flake coating PN-EN ISO 10683:2014-09
E- stainless steel (SS), grade 1.4301 (AISI304)

APPLICATIONS
Cable trays assembly to the floor

U-Shaped Connector

LKM...

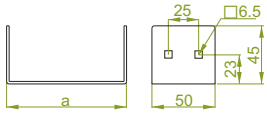

LKMP...H50

± 1.5 mm

CODE	Width a mm	kg 1 pc.	Catalogue No.	Qty
LKMP50H50	45	0.11	810405	2
LKMP100H50	95	0.21	810410	2

LKMC...H50

± 2.0 mm

CODE	Width a mm	kg 1 pc.	Catalogue No.	Qty
LKMC200H50	195	0.34	810520	2
LKMC300H50	295	0.45	810530	2
LKMC400H50	395	0.57	810540	2
LKMC500H50	495	0.68	810550	2
LKMC600H50	595	0.80	810560	2

Use Screw Sets SGKM6x14 to install

MATERIAL
Steel, strip-galv. acc. to the Sendzimir method to PN-EN 10346:2015-09
Available finishes:
F- steel, hot-dip galv. to PN-EN ISO 1461:2011
E- stainless steel (SS), grade 1.4301 (AISI304)

APPLICATIONS
Connecting cable routes.

Thickn. (ga) ± [mm]: 0.5 0.7 1.0 1.2 1.5 2.0

90° Horizontal Bend

KPKMP
KKMC

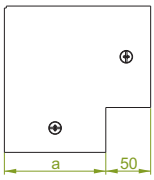

KPKMP...H50

≠ 1.5 mm

CODE	Width a mm	Catalogue No.	Qty
KPKMP50H50	50	810605	2
KPKMP100H50	100	810610	2

KKMC...H50

≠ 2.0 mm

CODE	Width a mm	Catalogue No.	Qty
KKMC200H50	200	810720	2
KKMC300H50	300	810730	2
KKMC400H50	400	810740	2
KKMC500H50	500	810750	2
KKMC600H50	600	810760	2

N

45° Horizontal Bend

KKMM...

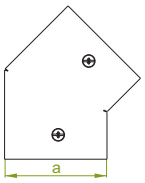

APPLICATIONS
Diversions in cable routing.

KKMMP...H50

≠ 1.5 mm

CODE	Width a mm	Catalogue No.	Qty
KKMMP50H50	50	810805	2
KKMMP100H50	100	810810	2

KKMMC...H50

≠ 2.0 mm

CODE	Width a mm	Catalogue No.	Qty
KKMMC200H50	200	810920	2
KKMMC300H50	300	810930	2
KKMMC400H50	400	810940	2
KKMMC500H50	500	810950	2
KKMMC600H50	600	810960	2

N

Horizontal Tee

TKM...

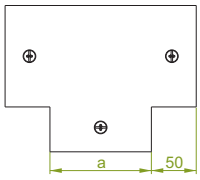

TKMP...H50

≠ 1.5 mm

CODE	Width a mm	Catalogue No.	Qty
TKMP50H50	50	811005	2
TKMP100H50	100	811010	2

TKMC...H50

≠ 2.0 mm

CODE	Width a mm	Catalogue No.	Qty
TKMC200H50	200	811120	2
TKMC300H50	300	811130	2
TKMC400H50	400	811140	2
TKMC500H50	500	811150	2
TKMC600H50	600	811160	2

N

Horizontal Cross-over

CZKM...

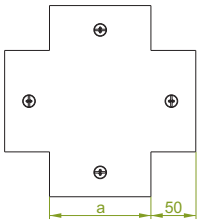

APPLICATIONS
Branching out cable routes.

CZKMP...H50

≠ 1.5 mm

CODE	Width a mm	Catalogue No.	Qty
CZKMP50H50	50	811205	2
CZKMP100H50	100	811210	2

CZKMC...H50

≠ 2.0 mm

CODE	Width a mm	Catalogue No.	Qty
CZKMC200H50	200	811320	2
CZKMC300H50	300	811330	2
CZKMC400H50	400	811340	2
CZKMC500H50	500	811350	2
CZKMC600H50	600	811360	2

N

Straight Reducer

RSKM...

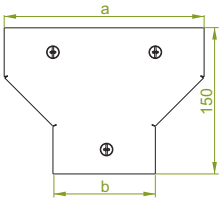

APPLICATIONS
Reducing/extending widths of cable runs.

RSKMP...H50

≠ 1.5 mm

CODE	Width a mm	Width b mm	Catalogue No.	Qty
RSKMP100/50H50	100	50	811405	2
RSKMP200/100H50	200	100	811410	2

RSKMC...H50

≠ 2.0 mm

CODE	Width a mm	Width b mm	Catalogue No.	Qty
RSKMC300/200H50	300	200	811520	2
RSKMC400/300H50	400	300	811530	2
RSKMC500/400H50	500	400	811540	2
RSKMC600/500H50	600	500	811550	2

For installation use Straight Connectors LKM... and Screw Set SGKM6x14

N

MATERIAL
Steel, strip-galv. acc. to the Sendzimir method to PN-EN 10346:2015-09
Available finishes:
F- steel, hot-dip galv. to PN-EN ISO 1461:2011
E- stainless steel (SS), grade 1.4301 (AISI304)

Thickn. (ga) ≠ [mm]: 0.5 | 0.7 | 1.0 | 1.2 | 1.5 | 2.0

Note. Hot dip galvanizing (PN-EN ISO 1461:2011 (HDG) and diffusion galvanizing method (PN-EN ISO 17668:2016) for elements up to 200mm will be replaced with zink flake coating method PN-EN ISO 10683:2014-09

Add-on Tee

TDKM...

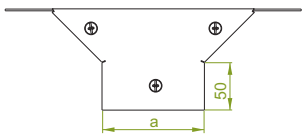

APPLICATIONS
Branching out cable routes.

TDKMP...H50

≠ 1.5 mm

CODE	Width a mm	Catalogue No.	Qty
TDKMP50H50	50	811605	2
TDKMP100H50	100	811610	2

TDKMC...H50

≠ 2.0 mm

CODE	Width a mm	Catalogue No.	Qty
TDKMC200H50	200	811720	2
TDKMC300H50	300	811730	2
TDKMC400H50	400	811740	2
TDKMC500H50	500	811750	2
TDKMC600H50	600	811760	2

N

Angle Reducer

RKKMP...

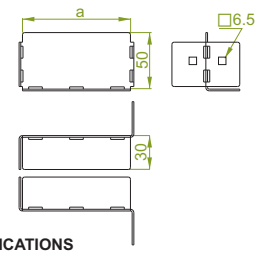

APPLICATIONS
Reducing/extending widths of cable runs

RKKMP...H50

≠ 1.5 mm

CODE	Width a mm	kg 1 pc.	Catalogue No.	Qty
RKKMP50H50	50	0.08	811805	2
RKKMP100H50	100	0.12	811810	2
RKKMP200H50	200	0.21	811820	2

N

Horizontal Bypass

OPZKM...

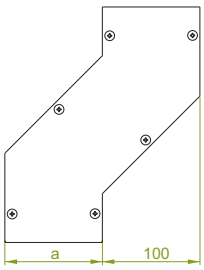

OPZKMP...H50

≠ 1.5 mm

CODE	Width a mm	Catalogue No.	Qty
OPZKMP50H50	50	811905	2
OPZKMP100H50	100	811910	2

OPZKMC...H50

≠ 2.0 mm

CODE	Width a mm	Catalogue No.	Qty
OPZKMC200H50	200	812020	2
OPZKMC300H50	300	812030	2
OPZKMC400H50	400	812040	2
OPZKMC500H50	500	812050	2
OPZKMC600H50	600	812060	2

N

Vertical Bypass

OPNKM...

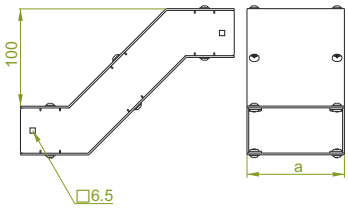

APPLICATIONS
Bypassing mechanical obstacles in cable routing

OPNKMP...H50

≠ 1.5 mm

CODE	Width a mm	Catalogue No.	Qty
OPNKMP50H50	50	812105	2
OPNKMP100H50	100	812110	2

OPNKMC...H50

≠ 2.0 mm

CODE	Width a mm	Catalogue No.	Qty
OPNKMC200H50	200	812220	2
OPNKMC300H50	300	812230	2
OPNKMC400H50	400	812240	2
OPNKMC500H50	500	812250	2
OPNKMC600H50	600	812260	2

For installation use Straight Connectors LKM... and Screw Set SGKM6x14

N

MATERIAL
Steel, strip-galv. acc. to the Sendzimir method to PN-EN 10346:2015-09
Available finishes:
F- steel, hot-dip galv. to PN-EN ISO 1461:2011
E- stainless steel (SS), grade 1.4301 (AISI304)

Example of application Add-on tee and angle reducer

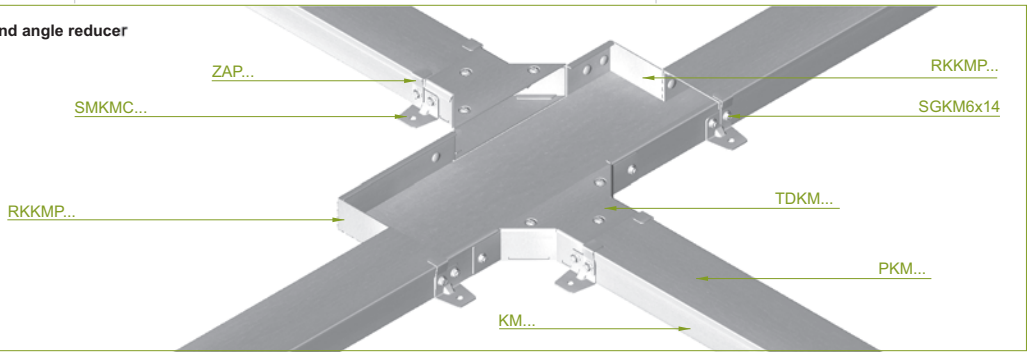

Thickn. (ga) ≠ [mm]: 0.5 0.7 1.0 1.2 1.5 2.0

90° Vertical Bend

LPKM...

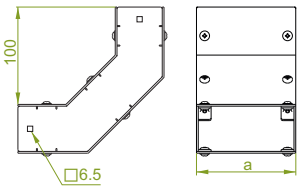

LPKMP...H50

≠ 1.5 mm

CODE	Width a mm	Catalogue No.	Qty
LPKMP50H50	50	812305	2
LPKMP100H50	100	812310	2

LPKMC...H50

≠ 2.0 mm

CODE	Width a mm	Catalogue No.	Qty
LPKMC200H50	200	812420	2
LPKMC300H50	300	812430	2
LPKMC400H50	400	812440	2
LPKMC500H50	500	812450	2
LPKMC600H50	600	812460	2

N

V

45° Vertical Bend

LPKMM...

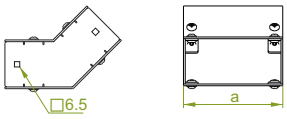

LPKMMP...H50

≠ 1.5 mm

CODE	Width a mm	Catalogue No.	Qty
LPKMMP50H50	50	812505	2
LPKMMP100H50	100	812510	2

LPKMMC...H50

≠ 2.0 mm

CODE	Width a mm	Catalogue No.	Qty
LPKMMC200H50	200	812620	2
LPKMMC300H50	300	812630	2
LPKMMC400H50	400	812640	2
LPKMMC500H50	500	812650	2
LPKMMC600H50	600	812660	2

N

Vertical Elbow - Right

KRPKM...

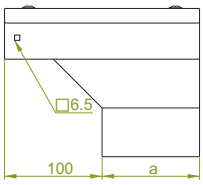

KRPKMP...H50

≠ 1.5 mm

CODE	Width a mm	Catalogue No.	Qty
KRPKMP50H50	50	812705	2
KRPKMP100H50	100	812710	2

KRPKMC...H50

≠ 2.0 mm

CODE	Width a mm	Catalogue No.	Qty
KRPKMC200H50	200	812820	2
KRPKMC300H50	300	812830	2
KRPKMC400H50	400	812840	2
KRPKMC500H50	500	812850	2
KRPKMC600H50	600	812860	2

N

Vertical Elbow - Left

KRLKM...

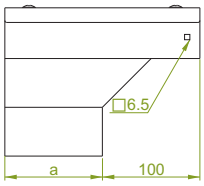

APPLICATIONS
Diversions in cable routing.

KRLKMP...H50

≠ 1.5 mm

CODE	Width a mm	Catalogue No.	Qty
KRLKMP50H50	50	812905	2
KRLKMP100H50	100	812910	2

KRLKMC...H50

≠ 2.0 mm

CODE	Width a mm	Catalogue No.	Qty
KRLKMC200H50	200	813020	2
KRLKMC300H50	300	813030	2
KRLKMC400H50	400	813040	2
KRLKMC500H50	500	813050	2
KRLKMC600H50	600	813060	2

N

Vertical Tee - Lengthwise

TRKM...

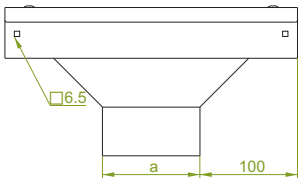

APPLICATIONS
Branching out cable routes.

TRKMP...H50

≠ 1.5 mm

CODE	Width a mm	Catalogue No.	Qty
TRKMP50H50	50	813105	2
TRKMP100H50	100	813110	2

TRKMC...H50

≠ 2.0 mm

CODE	Width a mm	Catalogue No.	Qty
TRKMC200H50	200	813220	2
TRKMC300H50	300	813230	2
TRKMC400H50	400	813240	2
TRKMC500H50	500	813250	2
TRKMC600H50	600	813260	2

For installation use Straight Connectors LKM... and Screw Set SGKM6x14

N

MATERIAL
Steel, strip-galv. acc. to the Sendzimir method to PN-EN 10346:2015-09
Available finishes:
F- steel, hot-dip galv. to PN-EN ISO 1461:2011
E- stainless steel (SS), grade 1.4301 (AISI304)

Thickn. (ga) ≠ [mm]: 0.5 | 0.7 | 1.0 | 1.2 | 1.5 | 2.0

Bottom Elbow - Right

KRPDM...

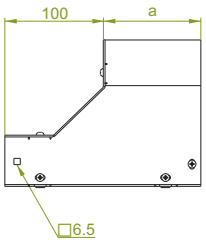

KRPDMP...H50

± 1.5 mm

CODE	Width a mm	Catalogue No.	Qty
KRPDMP50H50	50	818405	2
KRPDMP100H50	100	818410	2

KRPDMC...H50

± 2.0 mm

CODE	Width a mm	Catalogue No.	Qty
KRPDMC200H50	200	818420	2
KRPDMC300H50	300	818430	2
KRPDMC400H50	400	818440	2
KRPDMC500H50	500	818450	2
KRPDMC600H50	600	818460	2



Bottom Elbow - Left

KRLDM...

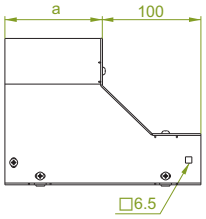

KRLDMP...H50

± 1.5 mm

CODE	Width a mm	Catalogue No.	Qty
KRLDMP50H50	50	818505	2
KRLDMP100H50	100	818510	2

KRLDMC...H50

± 2.0 mm

CODE	Width a mm	Catalogue No.	Qty
KRLDMC200H50	200	818520	2
KRLDMC300H50	300	818530	2
KRLDMC400H50	400	818540	2
KRLDMC500H50	500	818550	2
KRLDMC600H50	600	818560	2



APPLICATIONS
Diversions in cable routing.

Bottom Tee - Lengthwise

TRSDM...

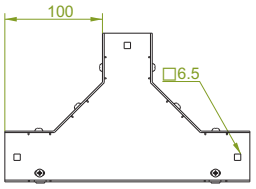

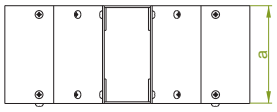

TRSDMP...H50

± 1.5 mm

CODE	Width a mm	Catalogue No.	Qty
TRSDMP50H50	50	818605	2
TRSDMP100H50	100	818610	2

TRSDMC...H50

± 2.0 mm

CODE	Width a mm	Catalogue No.	Qty
TRSDMC200H50	200	818620	2
TRSDMC300H50	300	818630	2
TRSDMC400H50	400	818640	2
TRSDMC500H50	500	818650	2
TRSDMC600H50	600	818660	2

For installation use Straight Connectors LKM... and Screw Set SGKM6x14



APPLICATIONS
Branching out cable routes.

MATERIAL
Steel, strip-galv. acc. to the Sendzimir method to PN-EN 10346:2015-09
Available finishes:
F- steel, hot-dip galv. to PN-EN ISO 1461:2011
E- stainless steel (SS), grade 1.4301 (AISI304)

Thickn. (ga) ± [mm]: 0.5 | 0.7 | 1.0 | 1.2 | 1.5 | 2.0

Note. Hot dip galvanizing (PN-EN ISO 1461:2011 (HDG) and diffusion galvanizing method (PN-EN ISO 17668:2016) for elements up to 200mm will be replaced with zink flake coating method PN-EN ISO 10683:2014-09

Cable Tray

KMZ...

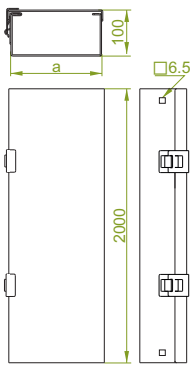

KMZP...H100

± 1.5 mm

CODE	Width a mm	kg 1 m	Catalogue No.	Qty/mb
KMZP100H100/2	100	4.95	813810	2/4

KMZC...H100

± 2.0 mm

KMZC200H100/2	200	8.30	813920	2/4
KMZC300H100/2	300	10.35	813930	2/4
KMZC400H100/2	400	13.70	813940	2/4
KMZC500H100/2	500	16.60	813950	2/4
KMZC600H100/2	600	19.90	813960	2/4

Cable trays complete with the covers

Cable Tray

KMP...

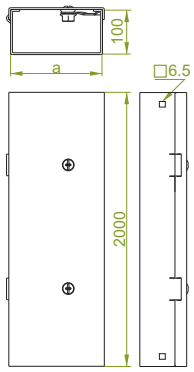

KMPP...H100

± 1.5 mm

CODE	Width a mm	kg 1 m	Catalogue No.	Qty/mb
KMPP100H100/2	100	4.95	813310	2/4

KMPC...H100

± 2.0 mm

KMPC200H100/2	200	8.30	813420	2/4
KMPC300H100/2	300	10.35	813430	2/4
KMPC400H100/2	400	13.70	813440	2/4
KMPC500H100/2	500	16.60	813450	2/4
KMPC600H100/2	600	19.90	813460	2/4

Cable trays complete with the covers

KM...

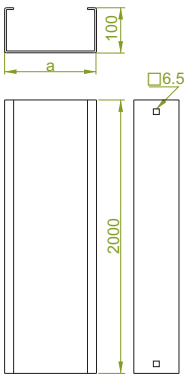

KMP...H100

± 1.5 mm

CODE	Width a mm	kg 1 m	Catalogue No.	Qty/mb
KMP100H100/2	100	3.95	813510	2/4
KMP200H100/2	200	5.19	813520	2/4
KMP300H100/2	300	6.42	813530	2/4
KMP400H100/2	400	7.66	813540	2/4
KMP500H100/2	500	8.89	813550	2/4
KMP600H100/2	600	10.13	813560	2/4

KMC...H100

± 2.0 mm

KMC100H100/2	100	5.27	813610	2/4
KMC200H100/2	200	6.92	813620	2/4
KMC300H100/2	300	8.56	813630	2/4
KMC400H100/2	400	10.21	813640	2/4
KMC500H100/2	500	11.86	813650	2/4
KMC600H100/2	600	13.51	813660	2/4

On request 3m long cable trays available

MATERIAL
Steel, strip-galv. acc. to the Sendzimir method to PN-EN 10346:2015-09
Available finishes:
F- steel, hot-dip galv. to PN-EN ISO 1461:2011
E- stainless steel (SS), grade 1.4301 (AISI304)

APPLICATIONS
Machine power supply cable routing

Fastening Clamp

SMKMC100

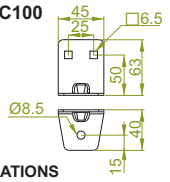

SMKMC100

± 2.0 mm

CODE	Width a mm	kg 1 pc.	Catalogue No.	Qty
SMKMC100	50	0.07	810002	10

Use Screw Sets SGKM6x14 to install

N

MATERIAL
Steel, strip-galv. acc. to the Sendzimir method to PN-EN 10346:2015-09
Available finishes:
F - steel galvanized using zinc flake coating PN-EN ISO 10683:2014-09
E- stainless steel (SS), grade 1.4301 (AISI304)

APPLICATIONS
Cable trays assembly to the floor

U-Shaped Connector

LKM...

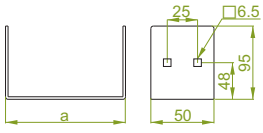

LKMP...H100

± 1.5 mm

CODE	Width a mm	kg 1 pc.	Catalogue No.	Qty
LKMP100H100	95	0.36	813710	2

LKMC...H100

± 2.0 mm

CODE	Width a mm	kg 1 pc.	Catalogue No.	Qty
LKMC200H100	195	0.64	813820	2
LKMC300H100	295	0.80	813830	2
LKMC400H100	395	0.96	813840	2
LKMC500H100	495	1.12	813850	2
LKMC600H100	595	1.28	813860	2

Use Screw Sets SGKM6x14 to install

N

MATERIAL
Steel, strip-galv. acc. to the Sendzimir method to PN-EN 10346:2015-09
Available finishes:
F- steel, hot-dip galv. to PN-EN ISO 1461:2011
E- stainless steel (SS), grade 1.4301 (AISI304)

APPLICATIONS
Connecting cable routes.

Thickn. (ga) ± [mm]: 0.5 0.7 1.0 1.2 1.5 2.0

90° Horizontal Bend

KPKMP
KKMC...

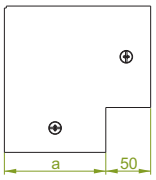

KPKMP...H100

± 1.5 mm

CODE	Width a	Catalogue No.	Qty
KPKMP100H100	100	813910	2

KKMC...H100

± 2.0 mm

CODE	Width a mm	Catalogue No.	Qty
KKMC200H100	200	814020	2
KKMC300H100	300	814030	2
KKMC400H100	400	814040	2
KKMC500H100	500	814050	2
KKMC600H100	600	814060	2

N

45° Horizontal Bend

KKMM...

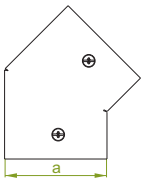

APPLICATIONS
Diversions in cable routing

KKMMP...H100

± 1.5 mm

CODE	Width a mm	Catalogue No.	Qty
KKMMP100H100	100	814110	2

KKMMC...H100

± 2.0 mm

CODE	Width a mm	Catalogue No.	Qty
KKMMC200H100	200	814220	2
KKMMC300H100	300	814230	2
KKMMC400H100	400	814240	2
KKMMC500H100	500	814250	2
KKMMC600H100	600	814260	2

N

Horizontal Tee

TKM...

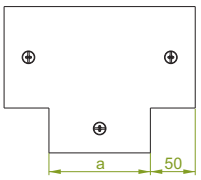

TKMP...H100

± 1.5 mm

CODE	Width a mm	Catalogue No.	Qty
TKMP100H100	100	814310	2

TKMC...H100

± 2.0 mm

CODE	Width a mm	Catalogue No.	Qty
TKMC200H100	200	814420	2
TKMC300H100	300	814430	2
TKMC400H100	400	814440	2
TKMC500H100	500	814450	2
TKMC600H100	600	814460	2

N

Horizontal Cross-over

CZKM...

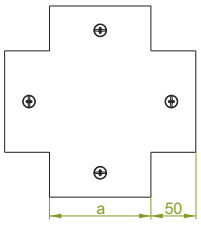

APPLICATIONS
Branching out cable routes.

CZKMP...H100

± 1.5 mm

CODE	Width a mm	Catalogue No.	Qty
CZKMP100H100	100	814510	2

CZKMC...H100

± 2.0 mm

CODE	Width a mm	Catalogue No.	Qty
CZKMC200H100	200	814620	2
CZKMC300H100	300	814630	2
CZKMC400H100	400	814640	2
CZKMC500H100	500	814650	2
CZKMC600H100	600	814660	2

N

Straight Reducer

RSKM...

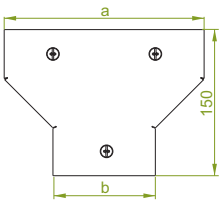

APPLICATIONS
Reducing/extending widths of cable runs.

RSKMP...H100

± 1.5 mm

CODE	Width a mm	Width b mm	Catalogue No.	Qty
RSKMP200/100H100	200	100	814710	2

RSKMC...H100

± 2.0 mm

CODE	Width a mm	Width b mm	Catalogue No.	Qty
RSKMC300/200H100	300	200	814820	2
RSKMC400/300H100	400	300	814830	2
RSKMC500/400H100	500	400	814840	2
RSKMC600/500H100	600	500	814850	2

For installation use Straight Connectors LKM... and Screw Set SGKM6x14

N

MATERIAL
Steel, strip-galv. acc. to the Sendzimir method to PN-EN 10346:2015-09
Available finishes:
F- steel, hot-dip galv.
to PN-EN ISO 1461:2011
E- stainless steel (SS), grade 1.4301 (AISI304)

Thickn. (ga) ± [mm]: 0.5 | 0.7 | 1.0 | 1.2 | 1.5 | 2.0

Note. Hot dip galvanizing (PN-EN ISO 1461:2011 (HDG) and diffusion galvanizing method (PN-EN ISO 17668:2016) for elements up to 200mm will be replaced with zink flake coating method PN-EN ISO 10683:2014-09

Add-on Tee

TDKM...

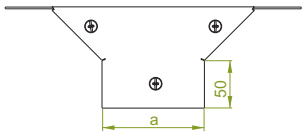

APPLICATIONS
Branching out cable routes.

TDKMP...H100

± 1.5 mm

CODE	Width a mm	Catalogue No.	Qty
TDKMP100H100	100	814910	2

TDKMC...H100

± 2.0 mm

CODE	Width a mm	Catalogue No.	Qty
TDKMC200H100	200	815020	2
TDKMC300H100	300	815030	2
TDKMC400H100	400	815040	2
TDKMC500H100	500	815050	2
TDKMC600H100	600	815060	2

N

V

Angle Reducer

RKKMP...

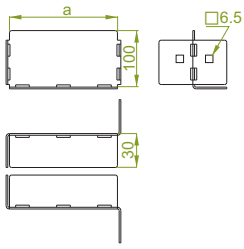

APPLICATIONS
Reducing/extending widths of cable runs

RKKMP...H100

± 1.5 mm

CODE	Width a mm	kg 1 pc.	Catalogue No.	Qty
RKKMP100H100	100	0.23	815110	2
RKKMP200H100	200	0.40	815120	2

N

Horizontal Bypass

OPZKM...

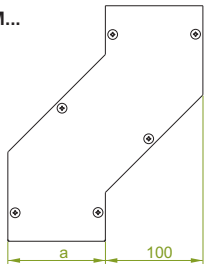

OPZKMP...H100

± 1.5 mm

CODE	Width a mm	Catalogue No.	Qty
OPZKMP100H100	100	815210	2

OPZKMC...H100

± 2.0 mm

CODE	Width a mm	Catalogue No.	Qty
OPZKMC200H100	200	815320	2
OPZKMC300H100	300	815330	2
OPZKMC400H100	400	815340	2
OPZKMC500H100	500	815350	2
OPZKMC600H100	600	815360	2

N

Vertical Bypass

OPNKM...

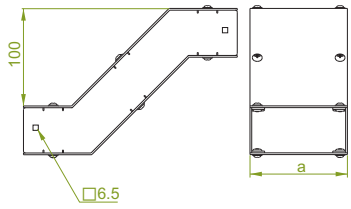

APPLICATIONS
Bypassing mechanical obstacles in cable routing

OPNKMP...H100

± 1.5 mm

CODE	Width a mm	Catalogue No.	Qty
OPNKMP100H100	100	815410	2

OPNKMC...H100

± 2.0 mm

CODE	Width a mm	Catalogue No.	Qty
OPNKMC200H100	200	815520	2
OPNKMC300H100	300	815530	2
OPNKMC400H100	400	815540	2
OPNKMC500H100	500	815550	2
OPNKMC600H100	600	815560	2

For installation use Straight Connectors LKM... and Screw Set SGKM6x14

N

MATERIAL
Steel, strip-galv. acc. to the Sendzimir method to PN-EN 10346:2015-09
Available finishes:
F- steel, hot-dip galv. to PN-EN ISO 1461:2011
E- stainless steel (SS), grade 1.4301 (AISI304)

Example of application: Add-on tee and angle reducer

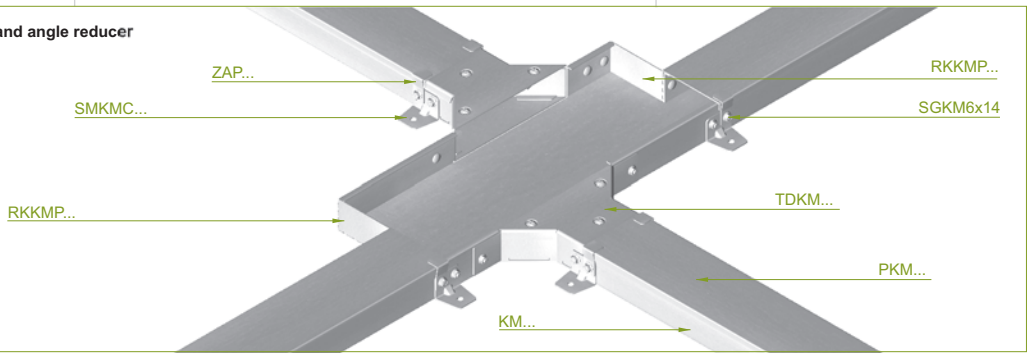

Thickn. (ga) ± [mm]: 0.5 0.7 1.0 1.2 1.5 2.0

90° Vertical Bend

LPKM...

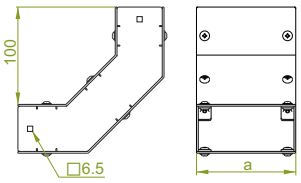

LPKMP...H100

≠ 1.5 mm

CODE	Width a mm	Catalogue No.	Qty
LPKMP100H100	100	815610	2

LPKMC...H100

≠ 2.0 mm

CODE	Width a mm	Catalogue No.	Qty
LPKMC200H100	200	815720	2
LPKMC300H100	300	815730	2
LPKMC400H100	400	815740	2
LPKMC500H100	500	815750	2
LPKMC600H100	600	815760	2

N

45° Vertical Bend

LPKMM...

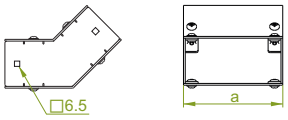

LPKMMP...H100

≠ 1.5 mm

CODE	Width a mm	Catalogue No.	Qty
LPKMMP100H100	100	815810	2

LPKMMC...H100

≠ 2.0 mm

CODE	Width a mm	Catalogue No.	Qty
LPKMMC200H100	200	815920	2
LPKMMC300H100	300	815930	2
LPKMMC400H100	400	815940	2
LPKMMC500H100	500	815950	2
LPKMMC600H100	600	815960	2

N

Vertical Elbow - Right

KRPKM...

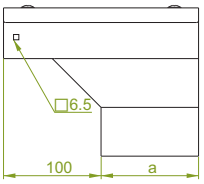

KRPKMP...H100

≠ 1.5 mm

CODE	Width a mm	Catalogue No.	Qty
KRPKMP100H100	100	816010	2

KRPKMC...H100

≠ 2.0 mm

CODE	Width a mm	Catalogue No.	Qty
KRPKMC200H100	200	816120	2
KRPKMC300H100	300	816130	2
KRPKMC400H100	400	816140	2
KRPKMC500H100	500	816150	2
KRPKMC600H100	600	816160	2

N

Vertical Elbow - Left

KRLKM...

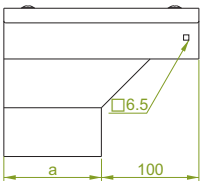

APPLICATIONS
Diversions in cable routing.

KRLKMP...H100

≠ 1.5 mm

CODE	Width a mm	Catalogue No.	Qty
KRLKMP100H100	100	816210	2

KRLKMC...H100

≠ 2.0 mm

CODE	Width a mm	Catalogue No.	Qty
KRLKMC200H100	200	816320	2
KRLKMC300H100	300	816330	2
KRLKMC400H100	400	816340	2
KRLKMC500H100	500	816350	2
KRLKMC600H100	600	816360	2

N

Vertical Tee - Lengthwise

TRKM...

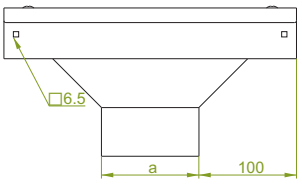

APPLICATIONS
Branching out cable routes.

TRKMP...H100

≠ 1.5 mm

CODE	Width a mm	Catalogue No.	Qty
TRKMP100H100	100	816410	2

TRKMC...H100

≠ 2.0 mm

CODE	Width a mm	Catalogue No.	Qty
TRKMC200H100	200	816520	2
TRKMC300H100	300	816530	2
TRKMC400H100	400	816540	2
TRKMC500H100	500	816550	2
TRKMC600H100	600	816560	2

For installation use Straight Connectors LKM... and Screw Set SGKM6x14

N

MATERIAL
Steel, strip-galv. acc. to the Sendzimir method to PN-EN 10346:2015-09
Available finishes:
F- steel, hot-dip galv. to PN-EN ISO 1461:2011
E- stainless steel (SS), grade 1.4301 (AISI304)

Thickn. (ga) ≠ [mm]: 0.5 | 0.7 | 1.0 | 1.2 | 1.5 | 2.0

Bottom Elbow - Right

KRPDM...

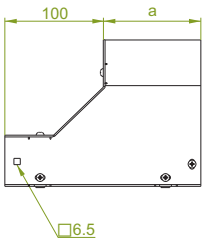

KRPDMP100H100

± 1.5 mm

CODE	Width a mm	Catalogue No.	Qty
KRPDMP100H100	100	818710	2

KRPDMC...H100

± 2.0 mm

CODE	Width a mm	Catalogue No.	Qty
KRPDMC200H100	200	818720	2
KRPDMC300H100	300	818730	2
KRPDMC400H100	400	818740	2
KRPDMC500H100	500	818750	2
KRPDMC600H100	600	818760	2



N

Bottom Elbow - Left

KRLDM...

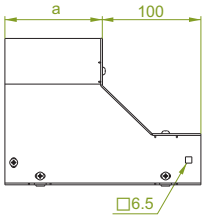

KRLDMP100H100

± 1.5 mm

CODE	Width a mm	Catalogue No.	Qty
KRLDMP100H100	100	818810	2

KRLDMC...H100

± 2.0 mm

CODE	Width a mm	Catalogue No.	Qty
KRLDMC200H100	200	818820	2
KRLDMC300H100	300	818830	2
KRLDMC400H100	400	818840	2
KRLDMC500H100	500	818850	2
KRLDMC600H100	600	818860	2



N

APPLICATIONS
Diversions in cable routing.

Bottom Tee - Lengthwise

TRSDM...

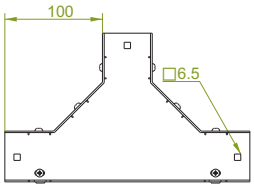

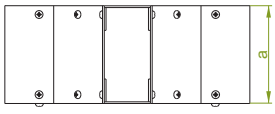

TRSDMP100H100

± 1.5 mm

CODE	Width a mm	Catalogue No.	Qty
TRSDMP100H100	100	818910	2

TRSDMC...H100

± 2.0 mm

CODE	Width a mm	Catalogue No.	Qty
TRSDMC200H100	200	818920	2
TRSDMC300H100	300	818930	2
TRSDMC400H100	400	818940	2
TRSDMC500H100	500	818950	2
TRSDMC600H100	600	818960	2

For installation use Straight Connectors LKM... and Screw Set SGKM6x14



N

APPLICATIONS
Branching out cable routes.

MATERIAL
Steel, strip-galv. acc. to the Sendzimir method to PN-EN 10346:2015-09
Available finishes:
F- steel, hot-dip galv. to PN-EN ISO 1461:2011
E- stainless steel (SS), grade 1.4301 (AISI304)

Thickn. (ga) ± [mm]: 0.5 | 0.7 | 1.0 | 1.2 | 1.5 | 2.0

Note. Hot dip galvanizing (PN-EN ISO 1461:2011 (HDG) and diffusion galvanizing method (PN-EN ISO 17668:2016) for elements up to 200mm will be replaced with zink flake coating method PN-EN ISO 10683:2014-09

Cable Tray

KMZ...

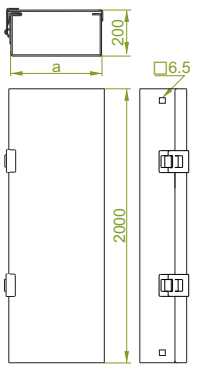

KMZC...H200

± 2.0 mm

CODE	Width a mm	kg 1 m	Catalogue No.	Qty/mb
KMZC200H200/2	200	13.83	819420	2/4
KMZC300H200/2	300	16.30	819430	2/4
KMZC400H200/2	400	20.50	819440	2/4
KMZC500H200/2	500	23.86	819450	2/4
KMZC600H200/2	600	27.00	819460	2/4

Cable trays complete with the covers



Cable Tray

KMPC...

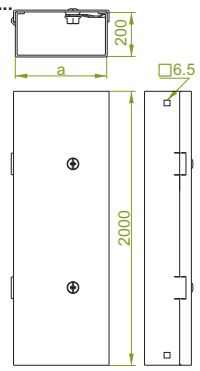

KMPC...H200

± 2.0 mm

CODE	Width a mm	kg 1 m	Catalogue No.	Qty/mb
KMPC200H200/2	200	13.83	816620	2/4
KMPC300H200/2	300	16.30	816630	2/4
KMPC400H200/2	400	20.50	816640	2/4
KMPC500H200/2	500	23.86	816650	2/4
KMPC600H200/2	600	27.00	816660	2/4

Cable trays complete with the covers

KM...

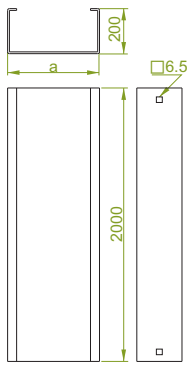

KMP...H200

± 1.5 mm

CODE	Width a mm	kg 1 m	Catalogue No.	Qty/mb
KMP200H200/2	200	7.66	816720	2/4
KMP300H200/2	300	8.89	816730	2/4
KMP400H200/2	400	10.13	816740	2/4
KMP500H200/2	500	11.37	816750	2/4
KMP600H200/2	600	12.60	816760	2/4

KMC...H200

± 2.0 mm

CODE	Width a mm	kg 1 m	Catalogue No.	Qty/mb
KMC200H200/2	200	10.21	816820	2/4
KMC300H200/2	300	11.04	816830	2/4
KMC400H200/2	400	13.51	816840	2/4
KMC500H200/2	500	15.16	816850	2/4
KMC600H200/2	600	16.80	816860	2/4

On request 3m long cable trays available

MATERIAL
Steel, strip-galv. acc. to the Sendzimir method to PN-EN 10346:2015-09
Available finishes:
F- steel, hot-dip galv. to PN-EN ISO 1461:2011
E- stainless steel (SS), grade 1.4301 (AISI304)

APPLICATIONS
Machine power supply cable routing

Fastening Clamp

SMKMC200

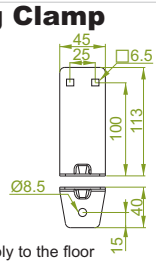

SMKMC200

± 2.0 mm

CODE	Width a mm	kg 1 pc.	Catalogue No.	Qty
SMKMC200	50	0.11	810003	10

Use Screw Sets SGKM6x14 to install

N

MATERIAL
Steel, strip-galv. acc. to the Sendzimir method to PN-EN 10346:2015-09
Available finishes:
F - steel galvanized using zinc flake coating PN-EN ISO 10683:2014-09
E- stainless steel (SS), grade 1.4301 (AISI304)

APPLICATIONS
Cable trays assembly to the floor

Connector

LKMC

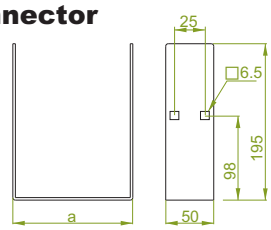

LKMC...H200

± 2.0 mm

CODE	Width a mm	kg 1 pc.	Catalogue No.	Qty
LKMC200H200	195	0.93	816920	2
LKMC300H200	295	1.06	816930	2
LKMC400H200	395	1.22	816940	2
LKMC500H200	495	1.40	816950	2
LKMC600H200	595	1.51	816960	2

Use Screw Sets SGKM6x14 to install

N

MATERIAL
Steel, strip-galv. acc. to the Sendzimir method to PN-EN 10346:2015-09
Available finishes:
F- steel, hot-dip galv. to PN-EN ISO 1461:2011
E- stainless steel (SS), grade 1.4301 (AISI304)

APPLICATIONS
Connecting cable routes

Thickn. (ga) ± [mm]: 0.5 0.7 1.0 1.2 1.5 2.0

90° Horizontal Bend

KKMC...

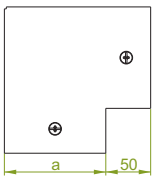

KKMC...H200

≠ 2.0 mm

CODE	Width a mm	Catalogue No.	Qty
KKMC200H200	200	817020	2
KKMC300H200	300	817030	2
KKMC400H200	400	817040	2
KKMC500H200	500	817050	2
KKMC600H200	600	817060	2

N

45° Horizontal Bend

KKMMC...

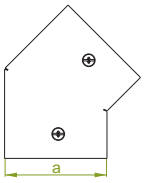

KKMMC...H200

≠ 2.0 mm

CODE	Width a mm	Catalogue No.	Qty
KKMMC200H200	200	817120	2
KKMMC300H200	300	817130	2
KKMMC400H200	400	817140	2
KKMMC500H200	500	817150	2
KKMMC600H200	600	817160	2

N

APPLICATIONS
Diversions in cable routing

Horizontal Tee

TKMC...

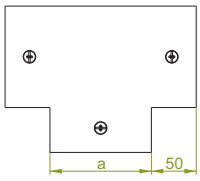

TKMC...H200

≠ 2.0 mm

CODE	Width a mm	Catalogue No.	Qty
TKMC200H200	200	817220	2
TKMC300H200	300	817230	2
TKMC400H200	400	817240	2
TKMC500H200	500	817250	2
TKMC600H200	600	817260	2

N

Horizontal Cross-over

CZKMC...

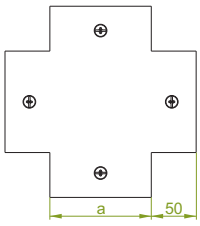

CZKMC...H200

≠ 2.0 mm

CODE	Width a mm	Catalogue No.	Qty
CZKMC200H200	200	817320	2
CZKMC300H200	300	817330	2
CZKMC400H200	400	817340	2
CZKMC500H200	500	817350	2
CZKMC600H200	600	817360	2



N

APPLICATIONS
Branching out cable routes.

Straight Reducer

RSKMC...

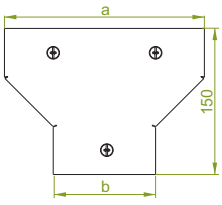

RSKMC...H200

≠ 2.0 mm

CODE	Width a mm	Width b mm	Catalogue No.	Qty
RSKMC300/200H200	300	200	817420	2
RSKMC400/300H200	400	300	817430	2
RSKMC500/400H200	500	400	817440	2
RSKMC600/500H200	600	500	817450	2

N

APPLICATIONS
Reducing/extending widths of cable runs.

MATERIAL
Steel, strip-galv. acc. to the Sendzimir method to PN-EN 10346:2015-09
Available finishes:
F- steel, hot-dip galv. to PN-EN ISO 1461:2011
E- stainless steel (SS), grade 1.4301 (AISI304)

Thickn. (ga) ≠ [mm]: 0.5 0.7 1.0 1.2 1.5 2.0

Add-on Tee

TDKMC

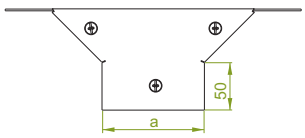

APPLICATIONS
Branching out cable routes.

TDKMC...H200

± 2.0 mm

CODE	Width a mm	Catalogue No.	Qty
TDKMC200H200	200	817520	2
TDKMC300H200	300	817530	2
TDKMC400H200	400	817540	2
TDKMC500H200	500	817550	2
TDKMC600H200	600	817560	2

N

Angle Reducer

RKKMP

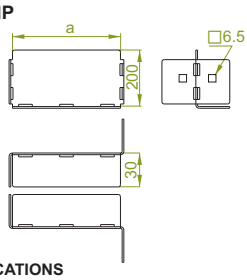

APPLICATIONS
Reducing/extending widths of cable runs

RKKMP...H200

± 1.5 mm

CODE	Width a mm	kg 1 pc.	Catalogue No.	Qty
RKKMP100H200	100	0.44	817610	2
RKKMP200H200	200	0.75	817620	2

N

Horizontal Bypass

OPZKMC

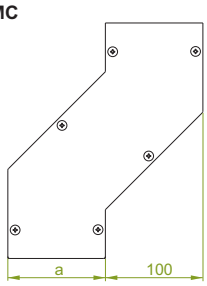

OPZKMC...H200

± 2.0 mm

CODE	Width a mm	Catalogue No.	Qty
OPZKMC200H200	200	817720	2
OPZKMC300H200	300	817730	2
OPZKMC400H200	400	817740	2
OPZKMC500H200	500	817750	2
OPZKMC600H200	600	817760	2

N

Vertical Bypass

OPNKMC

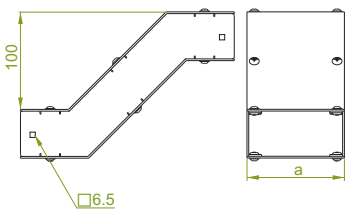

APPLICATIONS
Bypassing mechanical obstacles in cable routing

OPNKMC...H200

± 2.0 mm

CODE	Width a mm	Catalogue No.	Qty
OPNKMC200H200	200	817820	2
OPNKMC300H200	300	817830	2
OPNKMC400H200	400	817840	2
OPNKMC500H200	500	817850	2
OPNKMC600H200	600	817860	2

N

MATERIAL
Steel, strip-galv. acc. to the Sendzimir method to PN-EN 10346:2015-09
Available finishes:
F- steel, hot-dip galv. to PN-EN ISO 1461:2011
E- stainless steel (SS), grade 1.4301 (AISI304)

Example of application: Add-on tee and angle reducer

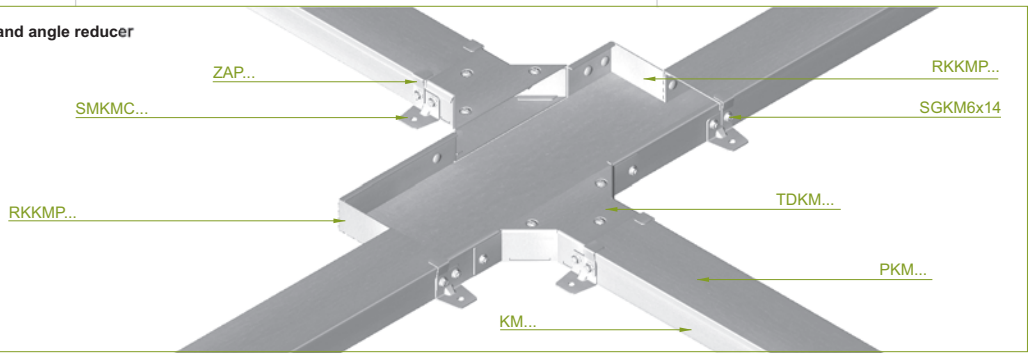

Thickn. (ga) ± [mm] 0.5 0.7 1.0 1.2 1.5 2.0

90° Vertical Bend

LPKMC

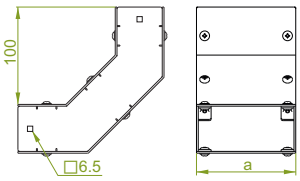

LPKMC...H200

≠ 2.0 mm

CODE	Width a mm	Catalogue No.	Qty
LPKMC200H200	200	817920	2
LPKMC300H200	300	817930	2
LPKMC400H200	400	817940	2
LPKMC500H200	500	817950	2
LPKMC600H200	600	817960	2

N

45° Vertical Bend

LPKMMC

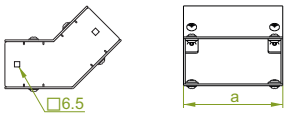

LPKMMC...H200

≠ 2.0 mm

CODE	Width a mm	Catalogue No.	Qty
LPKMMC200H200	200	818020	2
LPKMMC300H200	300	818030	2
LPKMMC400H200	400	818040	2
LPKMMC500H200	500	818050	2
LPKMMC600H200	600	818060	2

N

Vertical Elbow - Right

KRPKMC

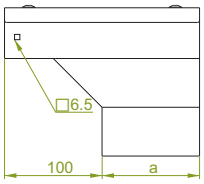

KRPKMC...H200

≠ 2.0 mm

CODE	Width a mm	Catalogue No.	Qty
KRPKMC200H200	200	818120	2
KRPKMC300H200	300	818130	2
KRPKMC400H200	400	818140	2
KRPKMC500H200	500	818150	2
KRPKMC600H200	600	818160	2

N

Vertical Elbow - Left

KRLKMC

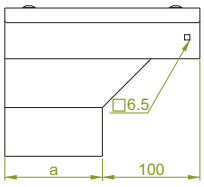

KRLKMC...H200

≠ 2.0 mm

CODE	Width a mm	Catalogue No.	Qty
KRLKMC200H200	200	818220	2
KRLKMC300H200	300	818230	2
KRLKMC400H200	400	818240	2
KRLKMC500H200	500	818250	2
KRLKMC600H200	600	818260	2

N

APPLICATIONS
Diversions in cable routing.

Vertical Tee - Lengthwise

TRKMC...

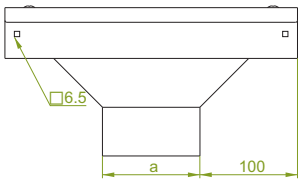

TRKMC...H200

≠ 2.0 mm

CODE	Width a mm	Catalogue No.	Qty
TRKMC200H200	200	818320	2
TRKMC300H200	300	818330	2
TRKMC400H200	400	818340	2
TRKMC500H200	500	818350	2
TRKMC600H200	600	818360	2

N

APPLICATIONS
Branching out cable routes.

MATERIAL
Steel, strip-galv. acc. to the Sendzimir method to PN-EN 10346:2015-09
Available finishes:
F- steel, hot-dip galv. to PN-EN ISO 1461:2011
E- stainless steel (SS), grade 1.4301 (AISI304)

Thickn. (ga) ≠ [mm]: 0.5 | 0.7 | 1.0 | 1.2 | 1.5 | 2.0

Bottom Elbow - Right

KRPDM

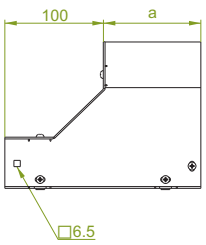

KRPDMC...H200

± 2.0 mm

CODE	Width a mm	Catalogue No.	Qty
KRPDMC200H200	200	819020	2
KRPDMC300H200	300	819030	2
KRPDMC400H200	400	819040	2
KRPDMC500H200	500	819050	2
KRPDMC600H200	600	819060	2



Bottom Elbow - Left

KRLDM

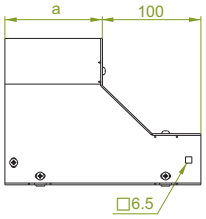

KRLDMC...H200

± 2.0 mm

CODE	Width a mm	Catalogue No.	Qty
KRLDMC200H200	200	819120	2
KRLDMC300H200	300	819130	2
KRLDMC400H200	400	819140	2
KRLDMC500H200	500	819150	2
KRLDMC600H200	600	819160	2



APPLICATIONS
Diversions in cable routing.

Bottom Tee - Lengthwise

TRSDM

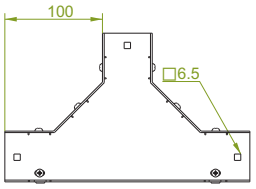

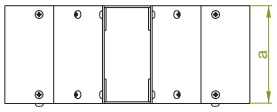

TRSDMC...H200

± 2.0 mm

CODE	Width a mm	Catalogue No.	Qty
TRSDMC200H200	200	819220	2
TRSDMC300H200	300	819230	2
TRSDMC400H200	400	819240	2
TRSDMC500H200	500	819250	2
TRSDMC600H200	600	819260	2

For installation use Straight Connectors LKM... and Screw Set SGKM6x14



APPLICATIONS
Branching out cable routes.

MATERIAL
Steel, strip-galv. acc. to the Sendzimir method to PN-EN 10346:2015-09
Available finishes:
F- steel, hot-dip galv. to PN-EN ISO 1461:2011
E- stainless steel (SS), grade 1.4301 (AISI304)

Thickn. (ga) ± [mm]: 0.5 | 0.7 | 1.0 | 1.2 | 1.5 | 2.0

Note. Hot dip galvanizing (PN-EN ISO 1461:2011 (HDG) and diffusion galvanizing method (PN-EN ISO 17668:2016) for elements up to 200mm will be replaced with zink flake coating method PN-EN ISO 10683:2014-09

Cover

PKM...



PKMP...

CODE	Width a mm	kg 1 m	≠ 1.5 mm Catalogue No.	Qty/mb
PKMP50/2	50	0.86	830005	10/20
PKMP100/2	100	1.48	830010	6/12
PKMP200/2	200	2.71	830020	4/8
PKMP300/2	300	3.95	830030	4/8
PKMP400/2	400	5.19	830040	2/4
PKMP500/2	500	6.42	830050	2/4
PKMP600/2	600	7.66	830060	2/4

PKMC...

CODE	Width a mm	kg 1 m	≠ 2.0 mm Catalogue No.	Qty/m
PKMC50/2	50	1.15	830105	10/20
PKMC100/2	100	1.97	830110	6/12
PKMC200/2	200	3.62	830120	4/8
PKMC300/2	300	5.27	830130	4/8
PKMC400/2	400	6.92	830140	2/4
PKMC500/2	500	8.56	830150	2/4
PKMC600/2	600	10.21	830160	2/4

N

Strong

MATERIAL

Steel, strip-galv. acc. to the Sendzimir method to PN-EN 10346:2015-09
Available finishes:
F- steel, hot-dip galv. to PN-EN ISO 1461:2011
E- stainless steel (SS), grade 1.4301 (AISI304)

APPLICATIONS

Protecting cables against damage. Used in heavy dust indoor conditions

Cover Clamp

ZAP...

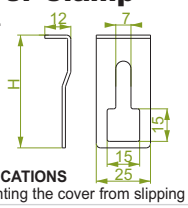

ZAP50

CODE	Height H mm	kg 1 pc.	≠ 1.5 mm Catalogue No.	Qty
ZAP50	41	0.01	830001	10
ZAP100	71	0.02	830002	10
ZAP200	121	0.04	830003	10

N

APPLICATIONS

Preventing the cover from slipping

Cover Hinge

ZPR...

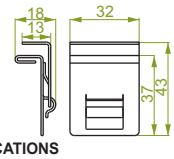

ZPR...

CODE	kg 1 pc.	≠ 1.0 mm Catalogue No.	Qty
ZPR1	0.02	831015	10
ZPR2	0.02	831020	10

ZPR1 - designed for the 1.5 mm thick cable trays.
ZPR2 - designed for the 2.0 mm thick cable trays.

ADVANTAGES
- quick and easy assembly, no tools are needed,
- the hinge can be mounted at any place along the tray's side.

N

APPLICATIONS

Quick opening of the cable tray cover

Covers Support

PPKM...

PPKM...

CODE	Width a mm	Height H mm	kg 1 pc.	≠ 1.5 mm Catalogue No.	Qty
PPKM200H50	200	50	--	830520	2
PPKM300H50	300	50	--	830530	2
PPKM400H50	400	50	--	830540	2
PPKM500H50	500	50	--	830550	2
PPKM600H50	600	50	--	830560	2
PPKM200H100	200	100	--	831520	2
PPKM300H100	300	100	--	831530	2
PPKM400H100	400	100	--	831540	2
PPKM500H100	500	100	--	831550	2
PPKM600H100	600	100	--	831560	2
PPKM200H200	200	200	--	832520	2
PPKM300H200	300	200	--	832530	2
PPKM400H200	400	200	--	832540	2
PPKM500H200	500	200	--	832550	2
PPKM600H200	600	200	--	832560	2

Features & Benefits:
-allows safe walking on the cable trays for power supply to machines, minimizes strain on the cover

N

MATERIAL

Steel, strip-galv. acc. to the Sendzimir method to PN-EN 10346:2015-09
Available finishes:
F - steel galvanized using zinc flake coating PN-EN ISO 10683:2014-09
E- stainless steel (SS), grade 1.4301 (AISI304)

APPLICATIONS

Protection of cover from inside against bending while stepping on a cable tray

Assembly of the ZPR... hinge to the tray and cover - steps:

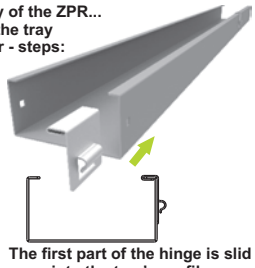

The first part of the hinge is slid into the tray's profile

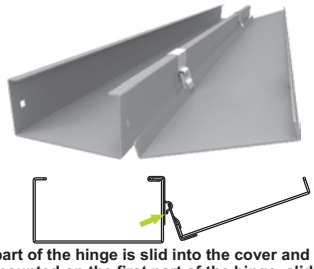

Another part of the hinge is slid into the cover and the whole assembly is mounted on the first part of the hinge, slid onto the tray.



Closing the cover

Example of application: cable tray KM...

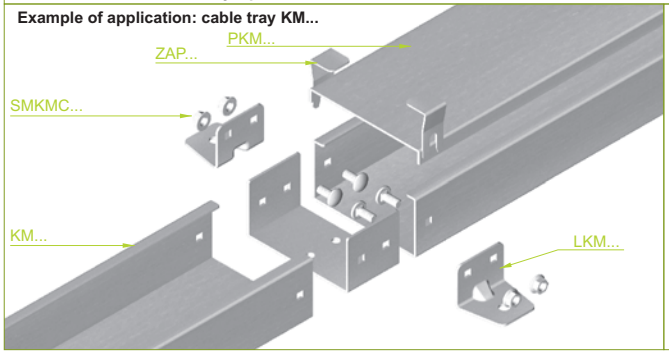

Example of application PPKM...



Thickn. (ga) ≠ [mm]: 0.5 0.7 1.0 1.2 1.5 2.0
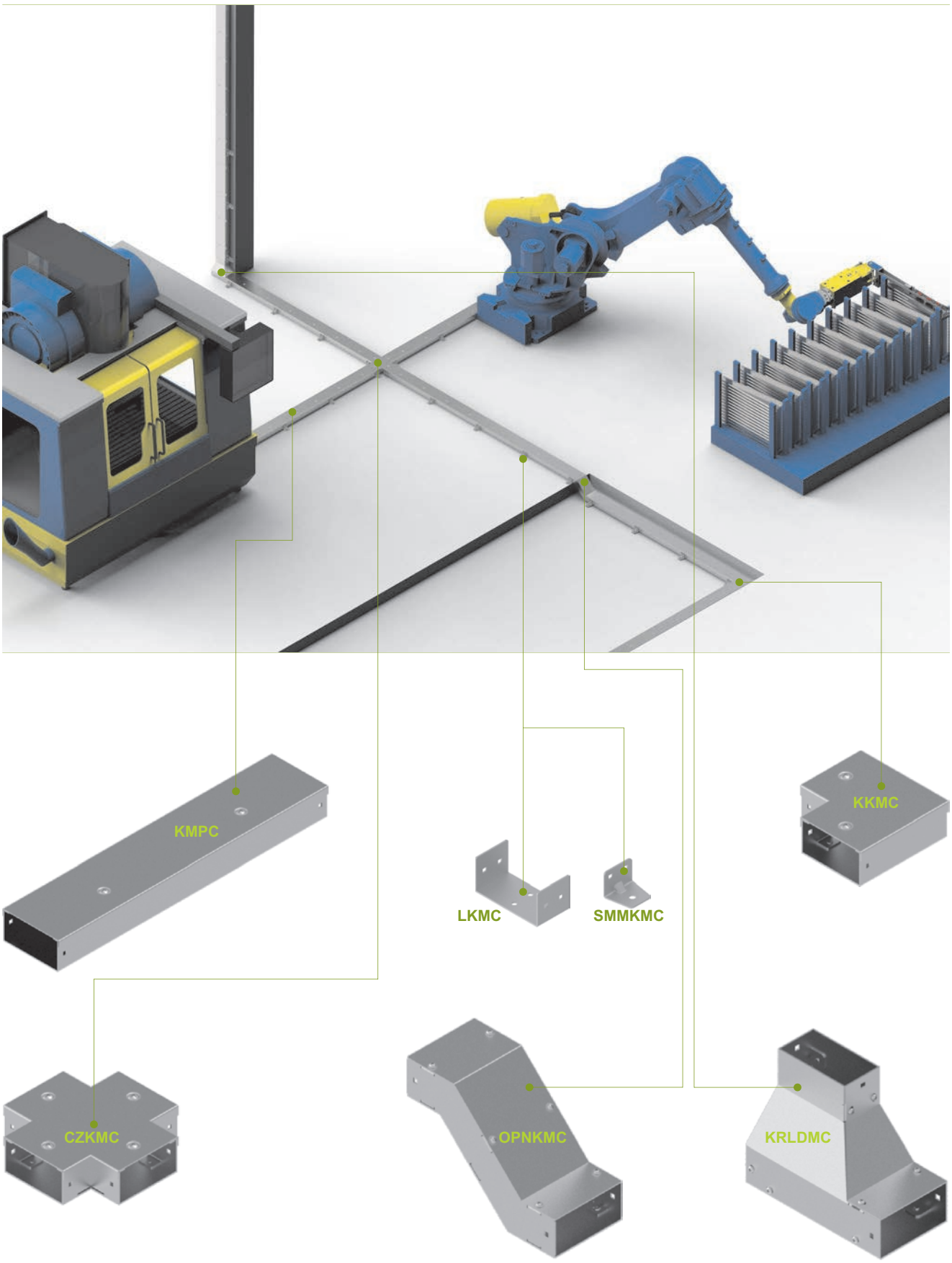
Example of application: The System of Power Supply to Machines